

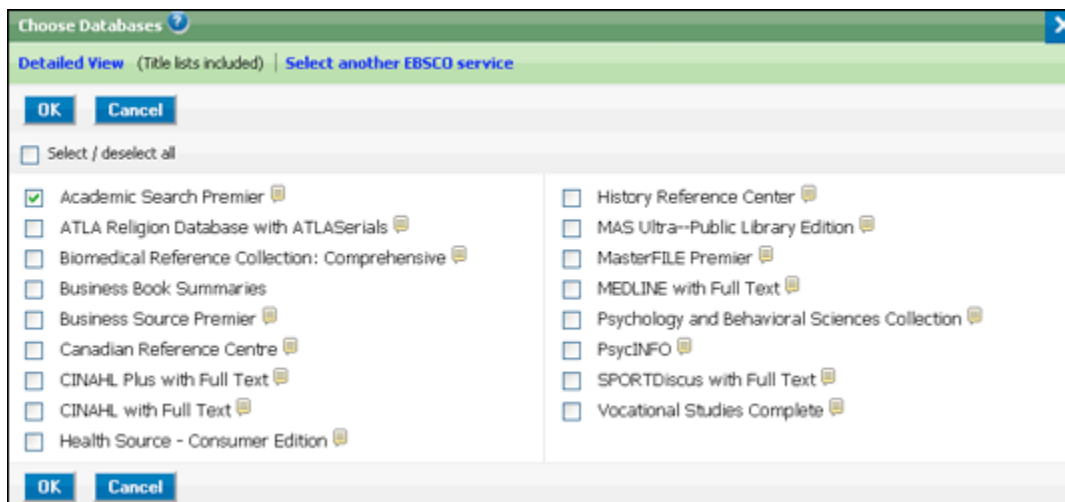
Choosing Databases

EBSCOhost offers the ability to select the databases you want to search by database name or by subject area. Your library administrator decides how databases will be selected.

Selecting Databases by Database Name

To select a database:

1. Click the **Choose Databases** link. Select the database name, e.g., *Academic Search Complete*, *MasterFILE Premier*, etc. from the list of databases.



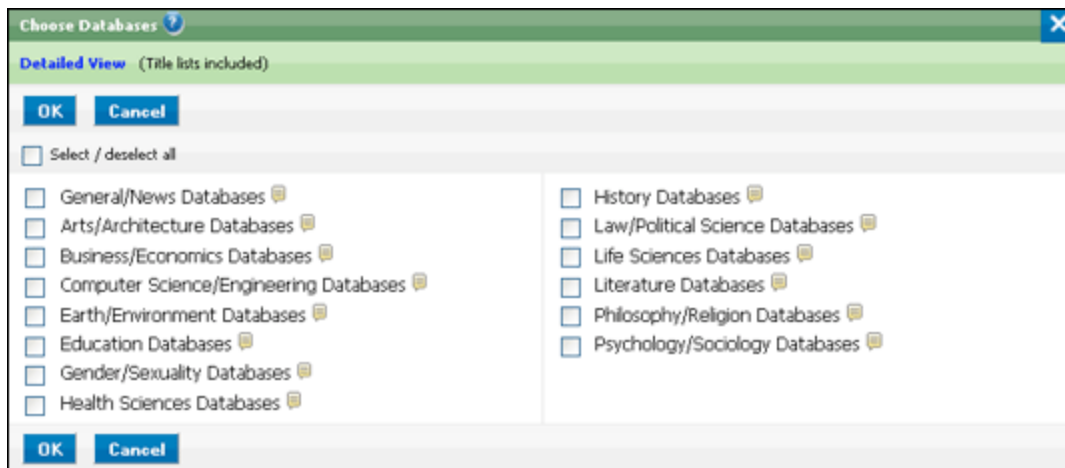
2. To search more than one database, mark the **check boxes** to the left of the database names. You can also use the **Select / deselect all** checkbox to make your selections.
3. To save your selections, click **OK**; or click **Cancel** to discard your changes.

Selecting Databases by Subject Area

If your library groups your databases by subject area, the two most recently selected database groups are listed above the **Find** field. If additional groups are available, click the hyperlinked ellipsis (...) to view them.

To select databases by subject area:

1. Click the **Choose Databases** link. Select the subject area, e.g., *Communications/Media Databases*, *General/News Databases*, etc.



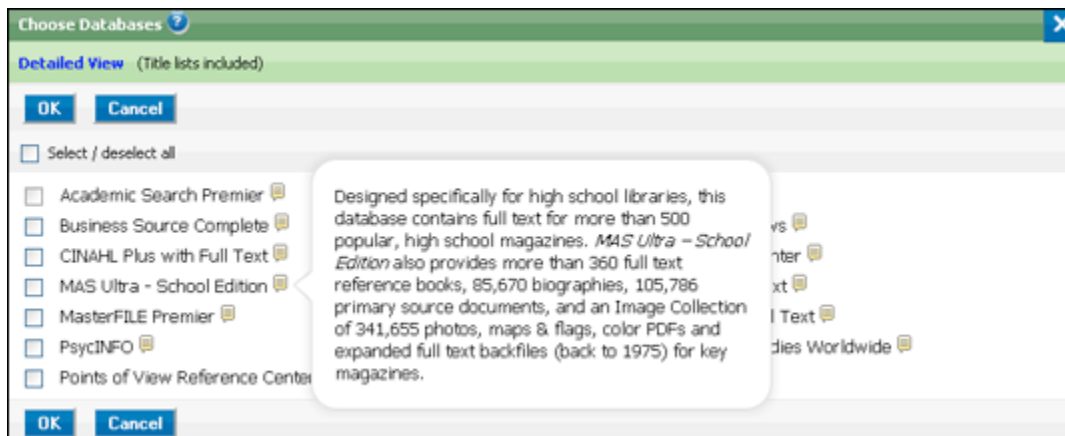
- To search more than one subject area, mark the **check boxes** to the left of the subject areas. You can also use the **Select / deselect all** checkbox to make your selections.
- To save your selections, click **OK**; or click **Cancel** to discard your changes.

Learning More About a Database

There are two versions of the Choose Database Screen—brief and detailed. The brief version of the Choose Database Screen is available from any search or browse screen, result list, or citation details.


To learn more about a database:

- Click the **Choose Databases** link.



- Place your mouse over the **Preview** icon. A brief description of the database is displayed. To return to your previous screen, click **OK**.
- To view descriptions of all the databases available to you, click the **Detailed View** link. The Choose Databases Screen displays.

New Search [Sign In to My EBSCOhost](#) [Folder](#) [New Features!](#) [Ask-A-Librarian](#) [Help](#)

 **Choose Databases** | [Select another EBSCO service](#) [Demonstration Customer](#)

To search within a single database, click the database name listed below. To select more than one database to search, check the boxes next to the databases and click [Continue](#).

[Continue](#)

[Select / deselect all](#)

[Academic Search Premier](#)
This multi-disciplinary database provides full text for more than 4,500 journals, including full text for more than 3,700 peer-reviewed titles. PDF backfiles to 1975 or further are available for well over one hundred journals, and searchable cited references are provided for more than 1,000 titles.
[Title List](#) [More Information](#)

[Business Source Premier](#)
Business Source Premier is the industry's most used business research database, providing full text for more than 2,300 journals, including full text for more than 1,100 peer-reviewed titles. *Business Source Premier* is superior to the competition in full text coverage in all disciplines of business, including marketing, management, MIS, POM, accounting, finance and economics. This database is updated daily on EBSCOhost.
[Title List](#) [More Information](#) [Enhanced Business Searching Interface](#)

[MasterFILE Premier](#)
Designed specifically for public libraries, this multidisciplinary database provides full text for nearly 1,750 general reference publications with full text information dating as far back as 1975. Covering virtually every subject area of general interest, *MasterFILE Premier* also includes nearly 500 full text reference books, full text from 86,017 biographies, 105,786 full text primary source documents, and an Image Collection of 341,655 photos, maps and flags. This database is updated daily via EBSCOhost.
[Title List](#) [More Information](#)